



SatoshiChain Whitepaper

V1.5
February 2023

www.SatoshiChain.net

Table of Contents

| | |
|-----------------------------------------------------|----|
| Abstract | 3 |
| Introduction | 3 |
| 1.1 Bitcoin - The Original cryptocurrency | 3 |
| 1.2 The Unfortunate Shortcomings of Bitcoin | 4 |
| Introducing SatoshiChain | 4 |
| 2.1 Solutions brought by SatoshiChain | 5 |
| 2.2 Characteristics of SatoshiChain | 5 |
| 2.3 Main Features of SatoshiChain | 6 |
| Background | 7 |
| 3.1 Cryptographic Hash Functions | 7 |
| 3.2 Digital Signatures | 8 |
| 3.3.1 Secp256k1 Curve | 8 |
| 3.3.2 ECDSA Signature Algorithm | 8 |
| 3.3 Ethereum Virtual Machine (EVM) | 9 |
| 3.4 Consensus Protocols | 9 |
| 3.4.1 Proof-of-Work (PoW) - Nakamoto Consensus | 9 |
| 3.4.2 Istanbul Byzantine Fault Tolerant (IBFT) | 9 |
| 3.4.3 IBFT Proof of Authority (PoA) | 10 |
| 3.4.4 IBFT Proof-of-Stake (PoS) | 10 |
| 3.4.5 RAFT | 11 |
| 3.5. Comparison and Selection | 11 |
| SatoshiChain (Satoshi) Architecture | 11 |
| 4.1 SatoshiChain Layering Architecture | 13 |
| 4.2 SatoshiChain Cross-Chain Protocol | 14 |
| 4.3 SatoshiChain Design | 15 |
| 4.4 Native Currency of SatoshiChain: the \$SC token | 15 |
| 4.5 SatoshiChain Configurations | 16 |
| VE Model for SatoshiChain | 16 |
| 5.1 Voting Power | 16 |
| 5.2 How to Use \$veSC | 17 |
| Smart Contracts of SatoshiChain | 17 |
| 6.1 Governance Contract | 17 |
| 6.2 Validator Set Contract | 18 |
| 6.3 Vault Contract | 18 |
| 6.4 Staking Contract | 18 |
| 6.5 Slashing Contract | 18 |

| | |
|------------------------------------------------------|-----------|
| 6.6 Bridge Contract | 19 |
| SatoshiChain Staking | 19 |
| Potential Applications on top of SatoshiChain | 19 |
| 8.1 NFTs | 22 |
| 8.2 DeFi | 22 |
| 8.3 GameFi | 22 |
| Implementation details | 22 |
| References | 22 |

Abstract

This whitepaper proposes a full overview of the stand alone SatoshiChain blockchain, its key concepts, and its core principles. The following text outlines several major pain points common to the original Bitcoin cryptocurrency and how SatoshiChain can solve these lingering issues. The text also details how SatoshiChain complements the existing Bitcoin ecosystem via its incorporation of smart contracts. In addition, this whitepaper examines the technicalities of bridging the Bitcoin blockchain with the SatoshiChain and its capacity for interoperability. It also introduces the Satoshi (\$SAT) cryptocurrency and thoroughly reviews its use cases within the SatoshiChain ecosystem. Finally, this whitepaper delves into the project's tokenomics and surveys the token's distribution, vesting periods, and release schedule.

1. Introduction

1.1 Bitcoin - The Original cryptocurrency

Bitcoin was the first cryptocurrency released to the public in 2009. The idea behind it was to create a peer to peer electronic cash system. Not surprisingly, the token achieved immediate and extensive success. The Bitcoin community began to grow exponentially as well. Today, Bitcoin is considered one of the most popular cryptocurrencies in existence along with Ethereum. As the first successful crypto, Bitcoin has inspired a multitude of different crypto's, including Ethereum and Litecoin.

The Bitcoin cryptocurrency has a single use case - to be accepted as a means of payment for exchanging goods and services online. Given its growing popularity, it seems to have achieved

this goal quite admirably. People simply love using Bitcoin and participating in the culture that is associated with it. Conclusively, Bitcoin has gained mainstream recognition and adoption.

Having said that, Bitcoin's age is starting to catch up with it. Its fundamentals have remained stagnant relative to the multitude of tokens that have evolved with the medium.

1.2 The Unfortunate Shortcomings of Bitcoin

While Bitcoin continues to excel at payments, this feature remains its sole use case. At a time when blockchain technology promises extensive utility through smart contracts, Bitcoin remains a one-trick pony. As a result, Bitcoin users cannot readily use their tokens in gaming, DeFi, or NFTs. This failure is especially egregious to DeFi fans who witness Bitcoin-like tokens gaining traction with investors (mostly due to their passive yield opportunities). Without smart contract functionality, Bitcoin is left out of this narrative.

Moreover, Bitcoin uses the proof-of-work (PoW) SHA-256 mining algorithm for validating transactions and creating new coins. The PoW architecture remains difficult to scale for mass usage. In its current form, micro-transactions could easily create the kind of network congestion that would slow it down to a crawl.

Additionally, crypto mining is considered a notoriously wasteful process for validating blockchain transactions. A study by [Columbia University](#) revealed that Bitcoin consumes as much as 150 TWh, roughly the energy needs of a Argentina. Unfortunately, Bitcoin's increasing popularity promises to increase its carbon footprint even further.

Finally, it's worth noting that Bitcoin's PoW protocol presents insurmountable challenges to implementing smart contracts. A PoW consensus mechanism simply can't scale to meet mass demand for millions of simultaneous transactions, even if they merely fuel dApps. Even Ethereum is migrating to a more scalable PoS mechanism to alleviate this issue. Consequently, the most viable solution is to implement a complementary blockchain with a PoS token that prioritizes fast transactions and enables smart contract functionality.

2. Introducing SatoshiChain

SatoshiChain is an EVM-compatible blockchain that aims to complement the original Bitcoin cryptocurrency. As a proof-of-stake blockchain, SatoshiChain seeks to bring scalability, security, robustness, and utility to Bitcoin. In short, the SatoshiChain doesn't compete with Bitcoin. Instead, it aims to harmonize with the original crypto and enhance it with smart contract capability.

It's important to note that the SatoshiChain project is a community-first blockchain that aims to empower Bitcoin holders and enthusiasts. SatoshiChain will ultimately provide Bitcoin users

with access to blockchain games, NFTs, and the ever-growing DeFi ecosystem, one in which they can showcase their favorite coin for a wide range of applications.

2.1 Solutions brought by SatoshiChain

The main goal of SatoshiChain is to increase the use cases of Bitcoin by providing it with much-needed utility. Bitcoin users can achieve this goal by merely wrapping their \$BTC into SatoshiChain smart contracts and receiving Satoshi (\$SAT) PoS tokens in return. Satoshi tokens live on the SatoshiChain blockchain and will allow users to access an ecosystem of DeFi products, NFTs and GameFi, all indirectly powered by their original \$Bitcoin. 1 BTC = 100 million \$SAT. Examples of potential use cases include:

- Participating in the NFT market through minting and exchanging NFTs by paying for gas with \$SAT.
- Partaking in lucrative GameFi opportunities and engaging with the growing blockchain gaming community.
- Joining decentralized exchanges to swap tokens and speculate on their value.
- Accessing advanced financial instruments such as staking, lending, borrowing, and liquidity mining.
- Taking part in the upcoming metaverse revolution through SatoshiChain-powered NFTs.
- Participating in DAOs and funding entire communities.
- And many more...

In sum, SatoshiChain promises to transform the single-usage Bitcoin crypto into a DeFi powerhouse. With any luck, SatoshiChain will be able to readily compete with many of the top smart contract platforms in the current blockchain environment.

2.2 Characteristics of SatoshiChain

SatoshiChain relies on the Polygon Edge framework to build its standalone, EVM-compatible blockchain. EVM stands for Ethereum Virtual Machine, which means that this smart contract-capable platform will be compatible with dApps deployed on Ethereum.

EVM is at the core of the Ethereum blockchain and plays an instrumental role in creating decentralized applications. In particular, it allows developers to build and deploy solutions and protocols much more quickly (as opposed to building them from scratch). Indeed, EVM-compatible protocols incorporate a robust and proven architecture and are thus a game-changer for DeFi product developers. And in addition to existing protocols, SatoshiChain will propose its own smart contracts, thus building upon the extensive DeFi ecosystem.

Bitcoin and other payment-focused / store-of-value blockchains haven't been able to invoke the same demand as smart contract-capable platforms. In contrast, SatoshiChain's ability to improve Web3 ecosystem productivity promises to increase blockspace demand. This event will equally play a part in increasing demand for the native cryptocurrency of SatoshiChain, the \$SAT token.

Given SatoshiChain's capacity for high throughput and decentralization, token users will not need to suffer the same user concerns associated with many PoW tokens (including low transactions per second, public chain congestion, centralized mining, and high transaction fees). Moreover, SatoshiChain will conserve a high degree of decentralization due to its PoS architecture.

SatoshiChain relies on a predefined number of validators to facilitate its Proof-of-Stake (PoS) consensus mechanism, a setup that leads to shorter block times and lower fees. In PoS, validator candidates with the highest number of tokens staked are allowed to become validators and produce blocks. The token also employs slashing scenarios, hence leading to security, decentralization, reliability, transparency, stability, and block finality.

2.3 Main Features of SatoshiChain

SatoshiChain relies on the following key principles:

- **IBFT Proof-of-Stake (PoS) consensus:** Community users can participate in the network which ensures a permissionless and decentralized blockchain.
- **EVM-compatible:** Existing Ethereum smart contracts can easily be migrated to SatoshiChain without requiring any further modification.
- **Decentralized Governance:** Community members (token holders) can make proposals, delegate, vote on the blockchain parameters & events, and influence governance decisions.
- **Cross-chain compatibility:** Bitcoin can be easily utilized on the SatoshiChain network by wrapping the Bitcoin via the SatoshiChain bridge, and sent back to the Bitcoin network as needed.

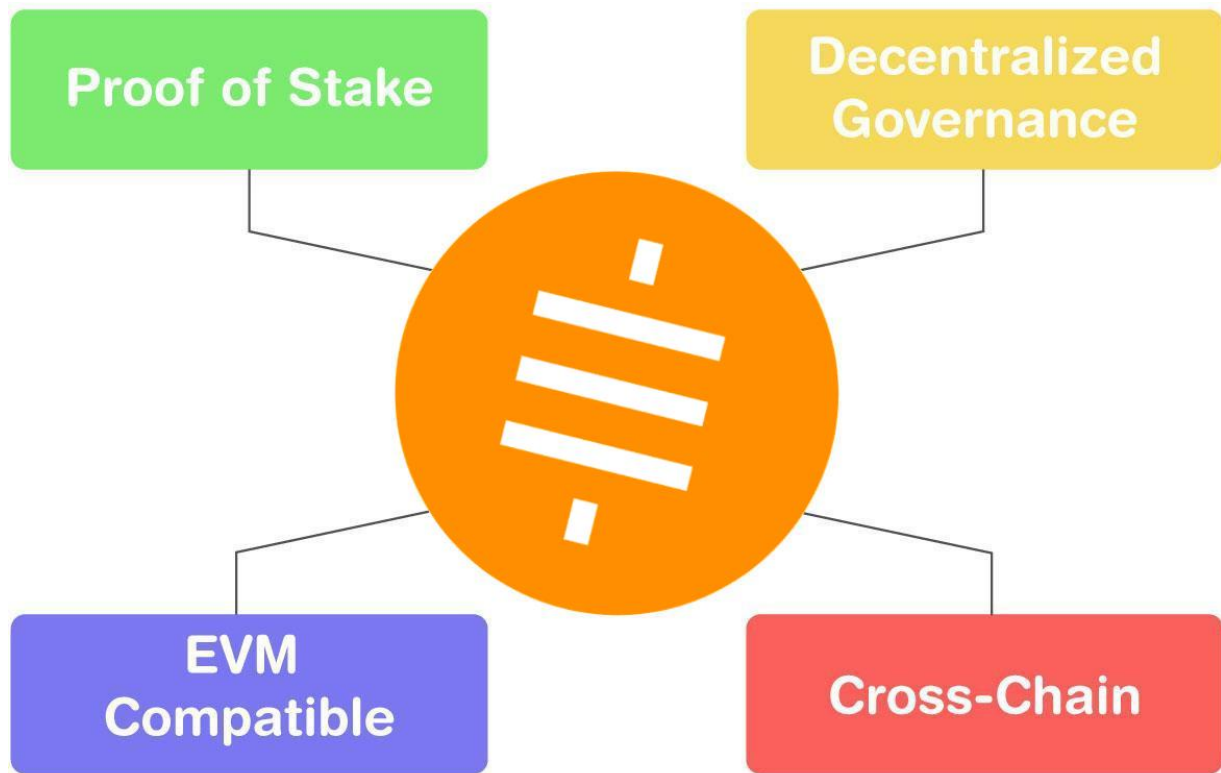


Fig1. High-Level Features of SatoshiChain

3. Background

3.1 Cryptographic Hash Functions

An essential tool in blockchain technology is the cryptographic function that ensures transaction integrity and immutability. The hash function is the mathematical algorithm that produces a fixed size numerical output (called fingerprint or digest) consisting of input data. More specifically, a hash function can be denoted as:

$$H:\{0,1\}^* \rightarrow \{0,1\}^k$$

A hash function takes on the input of any size and produces a fixed k length output. In addition, it must satisfy the following properties:

- It is easy to compute H regardless of input data size.
- Given any h , it is computationally infeasible to find an input x such that $H(x) = h$.
- Given any x , it is also computationally infeasible to find y such that $H(y) = H(x)$ and $x \neq y$.
- It is computationally infeasible to find any (x, y) such that $H(x) = H(y)$ and $x \neq y$.

SHA-256 and Keccak-256 are widely used in several blockchains, and they produce a hash (output) of 256 bits in size.

3.2 Digital Signatures

3.3.1 Secp256k1 Curve

Note that all elliptic curves are equations defined as $y^2 = x^3 + ax + b$. The code Secp256k1 is an elliptic curve used by several blockchains to implement public and private key pairs. For instance, we can define Secp256k1 as $a = 0$ and $b = 7$ (i.e., secp256k1 lives on the equation $y^2 = x^3 + 7$).

Before a user generates a public and private key pair (pk, sk), he/she must first generate a sufficiently large random number (which is going to be sk) and use it to multiply with the private key by the generator point G as sk.G (which is going to be the pk).

We use this number to define a point on the secp256k1 curve. Due to the underlying discrete log problem (DLP), no one can derive the private key from the given public key and the generator point (as long as the key size is sufficiently large).

Note that for each value of x, the y component is squared in this equation leading to having two symmetric points across the x-axis. Hence, there are two values of y called odd and even numbers. Therefore, public keys can be identified by the x-coordinate and the parity of the y-coordinate. In the blockchain space, this feature is crucial, as it saves significant data storage.

3.3.2 ECDSA Signature Algorithm

Elliptic Curve Digital Signature Algorithm (ECDSA) is a cryptographic algorithm for creating digital signatures. More concretely,

Setup

- **Public Parameters:** Let F_q be a finite field, two parameters a and b define an elliptic curve C over F_q , a seed which validates C , a prime integer $n > 2$, and a point $G \in C$ of order n where q is either prime or a power of 2.
- **Private Key:** An integer d in $[1, n - 1]$.
- **Public Key:** $Q = dG$.

Signature generation for a given message M :

- Generate $k \in [1, n - 1]$
- Compute

$$(x_1, y_1) = kG$$
$$r = x_1 \bmod n$$

$$s = \frac{H(M) + dr}{k} \bmod n$$

- If $r = 0$ or $s = 0$, try again. The signature is (r, s) .
- **Signature:** (M, r, s) .

Verification:

- Given (M, r', s') .
- Verify if r' and s' are in $[1, n - 1]$ and that $r' = x \bmod n$ for $(x, y) = uG + vQ, \quad u = \frac{H(M)}{r'} \bmod n, \text{ and } v = \frac{s'}{r'} \bmod n$.

$$u = \frac{H(M)}{r'} \bmod n, \text{ and } v = \frac{s'}{r'} \bmod n$$

3.3 Ethereum Virtual Machine (EVM)

A virtual machine is a layer of abstraction between the executable code and the executing machine. This layer is necessary to improve the portability of software and to ensure that applications are separated from each other and from their hosts.

The Ethereum Virtual Machine (EVM) is a software platform that developers can use to build decentralized applications (dApps) on Ethereum. All Ethereum accounts and smart contracts live in this virtual machine.

The Ethereum virtual machine and EVM codes are designed using memory, bytes, along with blockchain concepts such as Proof-of-Work (PoW) or Proof-of-Stake (PoS), Merkle tree, and hash functions. The purpose of the EVM is to determine what the total Ethereum state will be for each block in the blockchain.

3.4 Consensus Protocols

3.4.1 Proof-of-Work (PoW) - Nakamoto Consensus

Proof-of-Work (PoW) is a decentralized consensus protocol that can be handled securely in a peer-to-peer network without requiring any trusted third party. It solves the difficulty of the Byzantine general problem in an open network where miners can generate arbitrary identities (also called a Sybil attack) to compete for the next generated blocks by solving a random hash puzzle.

In order to avoid a Sybil attack, PoW is used to force the miners to have and run predefined computational resources. Additionally, PoW protects the security of the blockchain from the longest chain attacks. Unfortunately, PoW requires a large amount of energy which keeps increasing as more miners join the network.

3.4.2 Istanbul Byzantine Fault Tolerant (IBFT)

IBFT is another Byzantine fault-tolerant protocol based on Practical Byzantine Fault Tolerance (PBFT). On a high level, Byzantine consensus is achieved deterministically as follows:

4. A leader or bidder/proposer is selected.
5. Each proposed block goes through several stages of communication between the nodes before being added and confirmed on the blockchain.

There are four types of messages which are exchanged between the nodes:

- **Pre-Prepare, Ready, Commit:** Used through ordinary consensus algorithms operations.

- **Round robin:** Used to select a new block producer when the current producer is suspected of failing or when the block has not been created within a specific time frame.

Additionally, there are two approaches in the Polygon Edge framework for choosing block producers:

- **Round-robin:** This is a block producer selection strategy where a different bidder is chosen for every block producing phase.
- **Attached bidder:** A new bidder is only selected whenever a malicious behavior has been detected by the current bidder.

In these two approaches, every validator knows in advance which one of them is going to be the next block producer. This is because the decision is made through deterministic calculations based on node IDs. Similar to PBFT, IBFT also guarantees that there will be only one single bidder in each round.

Moreover, the bidder is required to get responses from the other nodes in order to continue executing its further tasks. This means that in the case of a network partition with more than n nodes (at least more than $3n+1$ nodes), the protocol does not make any decisions not to break the consensus until the partition is fixed and their communication is timely synced. This also allows immediate finality where no forks are ever allowed to occur.

3.4.3 IBFT Proof of Authority (PoA)

In PoA, validators are responsible for creating blocks and adding them sequentially to the blockchain. All validators create a dynamic set of validators where validators can be added or removed from the cluster using a decentralized voting mechanism.

This means that validators can be included or excluded from a validator group if the majority (51%) of validator nodes voted to add/remove a particular validator from the set. Thus, malicious validators can be detected and removed from the network at any point in time, and new trusted validators can be added to the network.

All validators propose the next block in turn (by means of the round-robin leader selection). For a block to be validated/added to the blockchain, the overwhelming majority of the validators (i.e., more than $2/3$) must approve that block. In addition to the validators, there are also non-validators who do not participate in block generation directly but take part in the block validation process. IBFT PoA is the default consensus mechanism of the Polygon Edge framework

3.4.4 IBFT Proof-of-Stake (PoS)

The Polygon Edge Proof-of-Stake (PoS) implementation is intended to be an alternative to the existing IBFT PoA implementation by giving node operators the ability to easily select between the two when starting the chain. Epochs are considered to be specific timeframes (in blocks) during which a given set of validators can generate blocks.

The epoch length can be changed, meaning that the node operators can set the length of the epoch during instance creation. At the end of each epoch, an epoch block is created, and after this event, a new epoch begins. Validator sets are updated at the end of every epoch period. Nodes request a set of validators from the staking smart contract during the creation of an epoch block and store the resulting data in local storage.

This query and saving the cycle are recurring at the end of every epoch period. Fundamentally, this allows the staking smart contract to have full control over the addresses in the validator group, leaving only one task to the nodes. Each contract query is executed only once per period to obtain the latest information about the validator set. This removes the responsibility of dealing with validator sets from individual nodes.

3.4.5 RAFT

Raft is a distributed consensus mechanism that relies on Paxos. The Raft protocol works with a node failure model where each error (e.g., missing messages, network partitions, or hardware-only failure) is considered a node failure.

Hence, it should run $n \geq 2f+1$ where f is the maximum number of nodes that can fail and n is the total number of nodes. The Raft protocol first selects a leader among a set of nodes and then makes the leader fully responsible for receiving transaction requests and handling the copying of logs (i.e., blocks) on other nodes.

Each node can be either a candidate, a follower, or a leader. The leader selection procedure is deterministic, so the protocol cannot run until the leader is selected by more than half of the nodes.

3.5. Comparison and Selection

IBFT protects the blockchain against various malicious attacks, while Raft only protects against node failures. If we assume that all nodes will never be corrupted, then Raft can be used without having any concern.

However, if there is an assumption of only having partial trust in the validators, then it would be better to utilize IBFT. **Since SatoshiChain is decentralized and permissionless, it is going to run IBFT as its underlying consensus protocol.**

4. SatoshiChain (Satoshi) Architecture

SatoshiChain uses the Polygon Edge framework to build a standalone blockchain. Consequently, it doesn't use Polygon's "security as a service" features but rather relies on its own set of validators. It's worth noting that SatoshiChain disables two Polygon Edge features - its checkpointing mechanism and its mainchain contracts.

With this framework, our community of developers can build a blockchain network that better suits their needs and demands. They can achieve this because Polygon Edge employs a modular and extensible framework for creating EVM-compatible blockchain networks, sidechains, and global scaling solutions. After all, Polygon Edge is primarily used to launch new blockchain networks that are fully compatible with Ethereum smart contracts and transactions.

Finally, Polygon Edge uses the IBFT consensus mechanism since it provides for PoA and PoS. Likewise, the SatoshiChain EVM blockchain invokes IBFT PoS with built-in system contracts. With the help of Polygon Edge, SatoshiChain can employ the following features:

- Reuse existing Ethereum smart contract technology and its API.
 - Users can interact with standard wallets via JSON-RPC.
 - Developers enjoy Solidity/Vyper programming and full EVM support.
 - Access to popular Ethereum tools, development tools, and libraries.
 - Optimized UX when performing cross-network transactions.
- Communication between networks.
 - Completely trustless and decentralized embedded Ethereum Bridge solution.
 - Asset transfers from any EVM compatible network, particularly Polygon and Ethereum mainnets.
 - Transferring of ERC20 tokens, NFTs, or local tokens in the shell.
 - The ability to customize bridge functionality with existing plugins.
- Special Functions.
 - Building network usability via the development of plugins
 - The capacity to replace core functionalities with consensus plugins.
 - Going beyond Ethereum smart contracts by incorporating Runtime

Thanks to the underlying Polygon Edge architecture, SatoshiChain can achieve full compatibility with Ethereum smart contract technology. It can also use IBFT PoS to ensure high network decentralization, security, and scalability.

4.1 SatoshiChain Layering Architecture

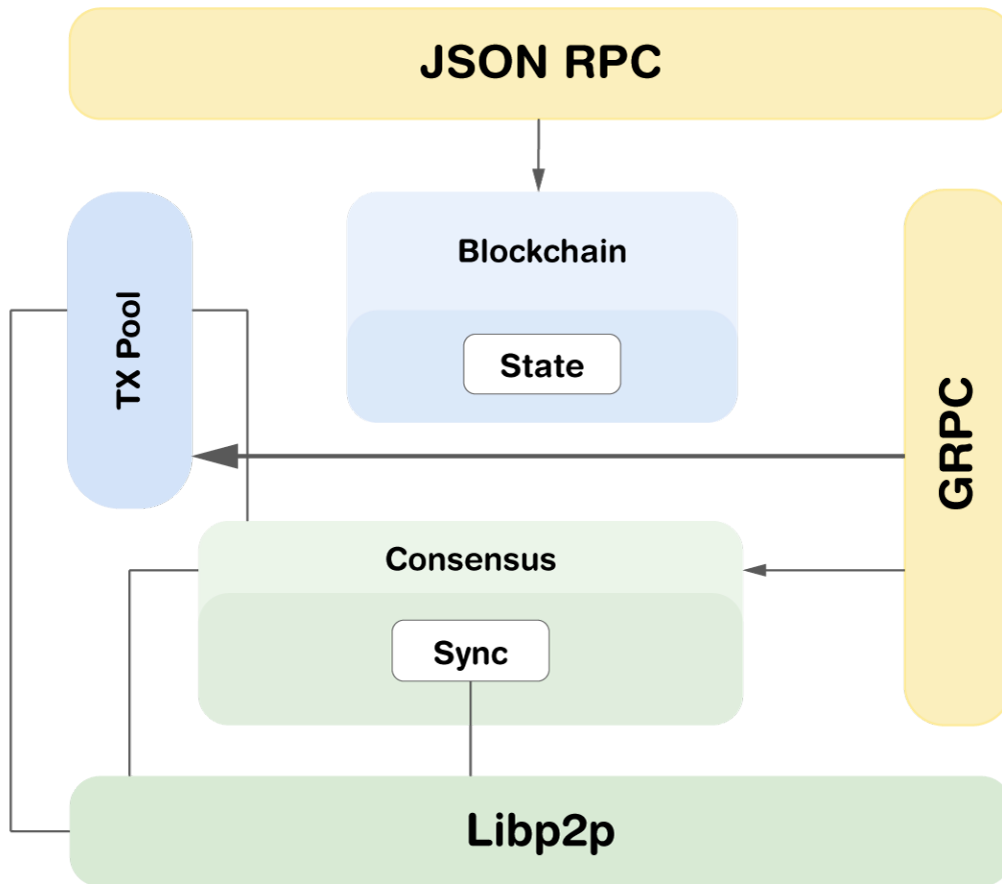


Fig 2. SatoshiChain Layered Architecture

- **Libp2p**: This module always begins at the underlying network layer. Libp2p is modular, extensible, and fast. In particular, it provides an excellent foundation for more advanced features.
- **Synchronization & Consensus**: The separation of synchronization and consensus protocols enable modularity and the implementation of customizable synchronization and consensus mechanisms (depending on how the client operates). Polygon Edge also offers pluggable consensus algorithms out-of-the-box.
- **Blockchain**: The Blockchain layer serves as the core layer for managing tasks within the Polygon Edge system.
- **State**: The State layer provides the logic for transitioning between states. It deals with how the state changes when a new block is added.
- **JSON RPC**: dApp developers use this layer as an API layer in order to interact with the blockchain.

- **TxPool:** The TxPool layer is a transaction pool and is tightly coupled to other modules in the system (as transactions can be added from multiple entry points).
- **GRPC:** The GRPC layer is crucial for enabling interaction with the operator. This layer ensures that node operators can interact with the clients easily, providing a usable and efficient UX.

4.2 SatoshiChain Cross-Chain Protocol

This SatoshiChain Cross-Chain Protocol is essential to linking the original Bitcoin blockchain to the SatoshiChain. This protocol uses a fixed ratio of 1:100,000,000 BTC:SAT to enter or exit the SatoshiChain. When users peg their Bitcoin to the SatoshiChain, the SatoshiChain protocol mints Satoshi tokens (\$SAT).

Conversely, when a user destroys \$SAT tokens, he can withdraw bitcoin from the SatoshiChain chain using a ratio of 100,000,000:1. In this context, a cross-chain bridge protocol module will be utilized to achieve cross-chain transactions.

The primary features of the cross-chain protocol are:

1. Decentralized and secure cross-chain support of Bitcoin to SatoshiChain
2. A trustless key generation for threshold signature schemes. Generated private shares of the signing key will be used to calculate final signed transactions.
3. The private key shares will also be managed by the community and third-party partners to eliminate any risk of a single-point-of-failure (i.e., centralization).
4. The protocol governance mechanism supports voting capabilities for organizations that run on the cross-chain protocol.

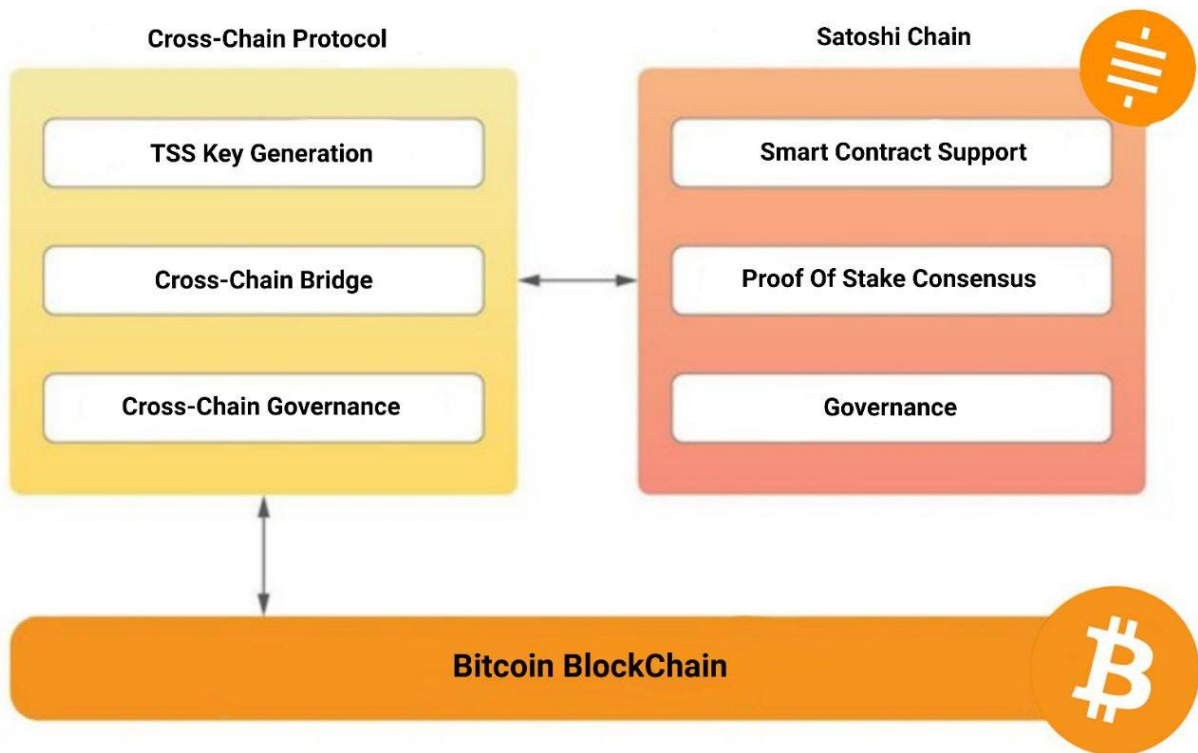


Fig 3. SatoshiChain Cross-Chain Protocol

4.3 SatoshiChain Design

As shown above, the Bitcoin blockchain and the SatoshiChain have a symbiotic relationship. In particular,

- Users can lock their Bitcoin on the cross-chain protocol to receive \$SAT on the SatoshiChain blockchain.
- Users can use \$SAT to deploy and interact with smart contracts, pay transaction fees, and participate in the governance of SatoshiChain.
- Users can destroy \$SAT and reclaim their native Bitcoin.

4.4 Native Currency of SatoshiChain: the \$SC token

In addition to \$SAT, SatoshiChain introduces a native cryptocurrency - **the SatoshiChain token (\$SC)**. This community-focused token serves as a primary governance token for the SatoshiChain blockchain and comes with various use cases. It's worth noting that the entirety of the \$SC tokens supply will be pre-mined upon the release of the mainnet. The protocol will simultaneously mint a small amount of \$SAT (100,000 tokens) to serve as fuel for signing the initial bridging gas fees.

4.5 SatoshiChain Configurations

- An IBFT PoS with built-in systems contracts will be used as a core consensus algorithm by SatoshiChain.
- The average block time is expected to be 2 seconds.
- Initially, 21 nodes will be running to comply with BFT (Byzantine Fault Tolerance).
- Block size will be dynamic and decided by the Validator set. The initial block gas limit is 30,000,000.
- The expected number of validator nodes in the chain will be 21 at a minimum.
- Any account staking more than 100,000 \$SC tokens and passing the community authority and authentication, will be allowed to join the Validator Set.
- SatoshiChain has pre-deployed contracts for staking. This allows for the staking of \$SC tokens, providing rewards to holders.
- If the block is not produced or accepted within the expected time, the next validator would take over the proposer duty.
- There is no newly minted block reward for block production.
- All transaction fees will be valued in \$SAT.

5. VE Model for SatoshiChain

\$veSC is a vesting and yield system based on the Curve's veCRV mechanism. By using this model, users may lock up their \$SC for up to 4 years to get up to four times the amount of \$veSC as a reward. (e.g. 100 \$SC locked for 4 years returns 400 \$veSC). \$veSC is not a transferable token nor does it trade on liquid markets. It is more akin to an account-based point system that signifies the vesting duration of the wallet's locked \$veSC tokens within the protocol.

5.1 Voting Power

Each \$veSC will have 1 vote in governance proposals. Staking 1 \$SC tokens for the maximum time, 4 years, would generate 4 \$veSC. Users can trade in their \$veSC tokens for \$SC tokens, once the vesting period is over. In the meantime, the user can also increase their \$veSC balance by locking up \$SC tokens, extending the lock end date, or both.

Worth noting is that \$veSC is non-transferable and each account can only have a single lock duration. This means that a single address cannot lock \$SC tokens for different time lengths. For example, a user will be unable to lock one set of \$SC for 2 years and then another set of \$SC tokens for 3 years. All \$SC per account must have a uniform lock time.

5.2 How to Use \$veSC

\$veSC tokens cannot be sold or transferred. Instead, they have other use cases, including:

- Earn extra airdrop of \$SC tokens;
- Receive random prizes/lottery rewards;
- Governance– vote on how the protocol gives out developer grants, etc.;
- Serve as a network validator: a certain number of veSC tokens will be required of all validators.

6. Smart Contracts of SatoshiChain

The management of the validator along with their selection, reward distribution, and staking are all performed by the smart contracts of the protocol. These contracts are deployed in the genesis block. On the SatoshiChain, there are six different types of smart contracts.

- **Governance Contract** - manages validator proposals and votes.
- **Validator Set Contract** - ranks validators and decides which are to be elected or removed.
- **Vault Contract** - receives all the withdrawal fees from the chain bridge.
- **Staking Contract** - manages staking operations and the distribution of block rewards.
- **Slashing Contract** - manages disciplinary actions against validators who do not follow the predetermined rules of the chain.
- **Bridging Contract** - manages token exchange between the Bitcoin blockchain and the SatoshiChain.

6.1 Governance Contract

Blockchain networks are autonomous platforms that evolve on their own and provide transparency through peer-to-peer democratic community interaction. On-chain management is an approach for recommending and making changes to blockchains. In this type of governance, change initiation rules are commonly hard-coded into the blockchain protocol.

Community-selected validators suggest possible ideas through code updates and written suggestions. All chosen validators and regular users vote to accept/reject the proposed change. Under the governance contract, community members democratically vote on proposals that will advance the development of the blockchain network. To be able to recommend a proposal, the user must have a sufficient number of \$SC token shares.

On the other hand, people with a certain amount of \$SC tokens can vote on proposals. There will also be an option to report management commitments to report misuse of contracts.

The following sample options are subject to change following community feedback:

- Minimum staking amount for being a validator
- Minimum staking amount for general user
- Minimum staking amount for giving a proposal
- Etc...

6.2 Validator Set Contract

This contract validates and stores the nodes that meet the requirements of becoming a validator. Furthermore, the contract lists the main validators and their addresses, the last created and approved block, and classifies the blocks produced by specific validators.

6.3 Vault Contract

All withdrawal fees from the chain bridge are sent to the Vault Contract.

6.4 Staking Contract

This contract performs staking, reward calculation, and distribution of rewards to both users and validators. This contract also periodically updates the rewards received by the validators and shareholders.

The IBFT PoS consensus mechanism ensures decentralization and community participation. \$SAT holders, including validators, can stake their tokens “pegged” to a \$SAT share.

6.5 Slashing Contract

SatoshiChain adopts a slashing methodology similar to the one used by the Binance Smart Chain. In addition to enhancing the security of the SatoshiChain chain, slashing is used to safeguard its on-chain governance mechanisms from malicious or dishonest behavior via disciplinary actions.

SatoshiChain chain slash evidence can be submitted by anyone. It’s worth noting that each transaction submission demands a slashing proof and is subject to fees. That said, it also produces a higher reward if it is successful.

Two types of slashing behaviors are considered below:

- **Double-Signing:** Let us assume that two different block headers have the same height and the same parent block hash. If these two block headers are sealed by the same validator and different signatures are created, then this validator will be punished and jailed permanently.
- **Unavailable:** If a validator misses 48 blocks per 24 hours, it will be unable to receive rewards from the block fees. If a validator misses more than 96 blocks for 24 hours, the validator will be punished for 10,000 \$SC tokens and will be jailed for 3 days. During jail time, it will still be able to produce or validate blocks.

6.6 Bridge Contract

Stakeholders can call upon the Bridge contract to withdraw their native Bitcoin and destroy the native token of the EVM chain. The protocol will then transfer the redeemed token to the designated address of the original Bitcoin chain. The minimum reclaim value of the native token is 100,000 \$Satoshi.

When the transaction is synchronized, multiple operators (of the bridging signers) will sign and confirm the transaction and call upon the bridge contract to write data. After more than half of the operators confirm (by means of a digitally signing procedure), the native token will be added to the reclaim address which is specified by the user.

7. SatoshiChain Staking

The SatoshiChain project will enable users to access three different token staking models in order to earn yields:

- Staking \$SAT tokens on the SatoshiChain blockchain will allow stakeholders to secure the native blockchain and receive \$SC rewards.
- Staking \$SC tokens on the chain will provide additional \$SC rewards.
- Staking \$SC tokens into the SatoshiChain Ve model will allow users to receive \$veSC tokens. They can select a vesting time between half a year and 4 years, with longer vesting periods granting higher \$SC rewards and more \$veSC in return.

The process of staking goes as follows:

1. Users bridge Bitcoin onto the SatoshiChain to receive \$SAT.
2. During the airdrop window, users receive a 1-time airdrop for this action in \$SC tokens in an amount equal to their \$SAT.
3. Users can stake \$SAT on SatoshiChain and receive \$SC rewards.
4. Users can stake the \$SC they received as rewards on the Ve model and receive additional \$veSC rewards.
5. Users can stake \$SC on SatoshiChain and lock up for a period of time to receive \$SC rewards.

8 . Potential Applications on top of SatoshiChain

8.1 NFTs

SatoshiChain will provide its users with the capability to publish their own NFTs following the ERC721 protocol. Since this proven NFT standard is widely accepted by marketplaces and metaverses, SatoshiChain NFT owners will be able to integrate their NFTs into the existing NFT landscape.

8.2 DeFi

As an EVM-compatible blockchain, DeFi protocols such as Uniswap and SushiSwap can be seamlessly integrated with SatoshiChain. \$SAT is a DeFi-capable cryptocurrency that can be locked in various liquidity pools and provide rewards to their holders. Moreover, they will be able to use them as collateral on decentralized lending platforms, exponentially increasing the utility of their original Satoshi.

In addition, several Layer 2 solutions found within the Polygon Edge architecture (including both ZK Rollups and Optimistic Rollups) will enable SatoshiChain to make improvements on their existing transaction speeds in DeFi and address some privacy concerns.

8.3 GameFi

SatoshiChain will provide developers with the ability to build entire virtual worlds and blockchain games on the SatoshiChain smart contract framework. As a result, the \$SAT cryptocurrency will enable users to participate in virtual gaming economies and share digital resources in their favorite metaverses.

9. Implementation details

The source codes and further information are available on <https://github.com/SatoshiChain-lab>.

10. References

- Marco Mazzoni, Antonio Corradi, Vincenzo Di Nicola. Performance evaluation of permissioned blockchains for financial applications: The ConsenSys Quorum case study, Blockchain: Research and Applications, Volume 3, Issue 1, 2022, 100026, ISSN 2096-7209, <https://doi.org/10.1016/j.bcr.2021.100026>.
- Crypto Energy Consumption. <https://news.climate.columbia.edu/2022/05/04/cryptocurrency-energy/#:~:text=How%20much%20energy%3F,of%20Argentina%2C%20population%2045%20million.tion/>, 2022.
- Bitcoin vs. Ethereum vs. Dogecoin: Top cryptocurrencies compared. <https://www.bankrate.com/investing/bitcoin-vs-dogecoin-vs-ethereum-crypto-comparison/>, Dec 2021.
- Optimistic Rollups vs ZK Rollups: Examining Six of the Most Exciting Layer 2 Scaling Projects for Ethereum, <https://limechain.tech/blog/optimistic-rollups-vs-zk-rollups/>, Aug 2021.
- Ethereum Virtual Machine. <https://ethereum.org/en/developers/docs/evm/>.
- Polygon Edge. <https://github.com/0xPolygon/polygon-edge> <https://polygon.technology/solutions/polygon-edge/>

- Paxos, Raft, EPaxos: How Has Distributed Consensus Technology Evolved? https://www.alibabacloud.com/blog/paxos-raft-epaxos-how-has-distributed-consensus-technology-evolved_597127, Jan 2021.
- An Introduction to Binance Smart Chain (BSC), <https://academy.binance.com/en/articles/an-introduction-to-binance-smart-chain-bsc>, Sep 2021.
- The Raft Consensus Algorithm, <https://raft.github.io/>, 2021.
- Paxos consensus for beginners, <https://medium.com/distributed-knowledge/paxos-consensus-for-beginners-1b8519d3360f>, May 2020.
- Ongaro, J. Ousterhout, In search of an understandable consensus algorithm Proceedings of the 2014 USENIX Conference; 19–20; Philadelphia, PA, USA, USENIX Association, pp. 305-320, June 2014.
- Optimistic vs. ZK Rollup: Deep Dive, <https://blog.matter-labs.io/optimistic-vs-zk-rollup-deep-dive-ea141e71e075>, Nov 2019.
- Bitcoin Whitepaper. https://www.ussc.gov/sites/default/files/pdf/training/annual-national-training-seminar/2018/Emerging_Tech_Satoshi_Crypto.pdf, Oct 2008.
- M. Castro and B. Liskov, “Practical byzantine fault tolerance,” in Proceedings of the 13th Symposium on Operating Systems Design and Implementation, vol. 99, 1999, pp. 173–186.
- Polygon Edge. D. Ongaro, J. Ousterhout, In search of an understandable consensus algorithm, in: Proceedings of the 2014 USENIX Conference; 19–20 Jun 2014; Philadelphia, PA, USA, USENIX Association, 2014, pp. 305–320. L. Lamport, The part-time parliament, ACM Trans. Comput. Syst. 16 (2) 133–169, 1998.
- Leslie Lamport. 1998. The part-time parliament. ACM Trans. Comput. Syst. 16, 2, 133–169. DOI: <https://doi.org/10.1145/279227.279229>, May 1998.